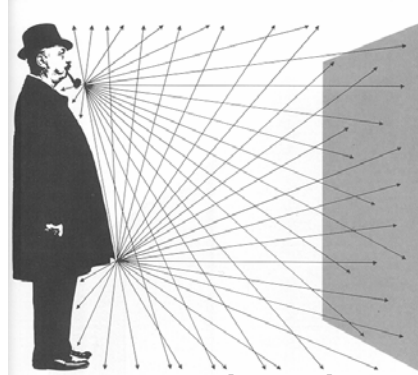
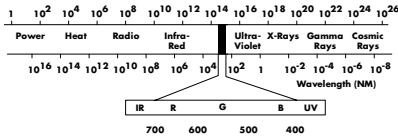


Light

Visible electromagnetic radiation

Power spectrum



From London and Upton

Polarization

Photon (quantum effects)

Wave (interference, diffraction)

CS348B Lecture 4

Pat Hanrahan, 2004

Topics

Light sources and illumination

Radiometry and photometry

Quantify spatial energy distribution

- Radiant intensity
- Irradiance and radiant exitance (radiosity)
 - Inverse square law and cosine law
- Radiance

Illumination calculations

- Irradiance from environment

CS348B Lecture 4

Pat Hanrahan, 2004

Radiometry and Photometry

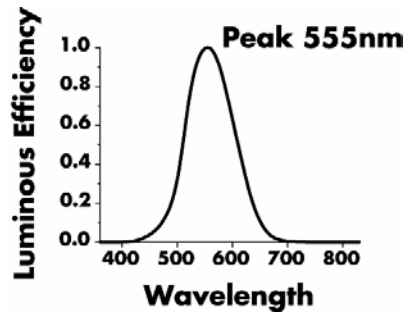
Radiant Energy and Power

Power: Watts vs. Lumens

- Φ
- Energy efficiency
 - Spectral efficacy

Energy: Joules vs. Talbot

- Exposure
 - Film response
 - Skin - sunburn



Luminance

$$Y = \int V(\lambda)L(\lambda)d\lambda$$

Radiometry vs. Photometry

Radiometry [Units = Watts]

- Physical measurement of electromagnetic energy

Photometry and Colorimetry [Lumen]

- Sensation as a function of wavelength
- Relative perceptual measurement

Brightness [Brils] $B = Y^{1/3}$

- Sensation at different brightness levels
- Absolute perceptual measurement
- Obeys Steven's Power Law

CS348B Lecture 4

Pat Hanrahan, 2004

Blackbody

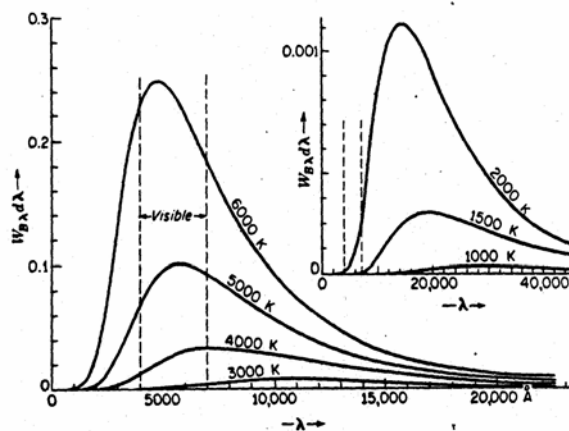


FIGURE 21F
Blackbody radiation curves plotted to scale. Ordinates give the energy in calories per square centimeter per second in a wavelength interval $d\lambda$ of 1 Å. For numerical values, see "Smithsonian Physical Tables," 8th ed., p. 314.

CS348B Lecture 4

Pat Hanrahan, 2004

Tungsten

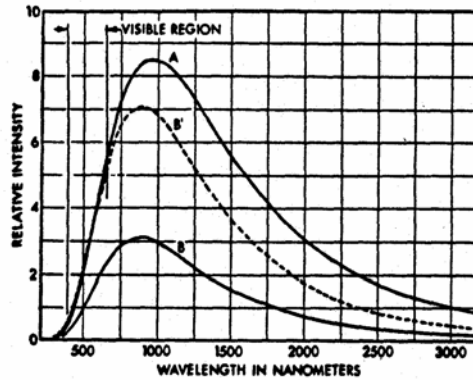


Fig. 8-1. Radiating characteristics of tungsten. Curve A: radiant flux from one square centimeter of a blackbody at 3000 K. Curve B: radiant flux from one square centimeter of tungsten at 3000 K. Curve B': radiant flux from 2.27 square centimeters of tungsten at 3000 K (equal to curve A in visible region). (The 500-watt 120-volt general service lamp operates at about 3000 K.)

CS348B Lecture 4

Pat Hanrahan, 2004

Fluorescent

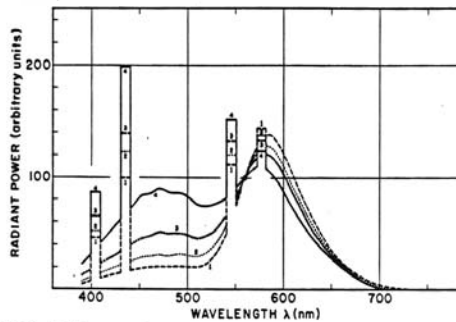
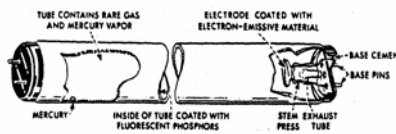


Fig. 3(1.2.3). Relative spectral radiant power distributions of common fluorescent lamps: (1) standard warm white; (2) white; (3) standard cool white; and (4) daylight. The distribution curves have been scaled by appropriate constant factors to provide a common value of 100 at $\lambda = 560$ nm.

CS348B Lecture 4

Pat Hanrahan, 2004

Sunlight

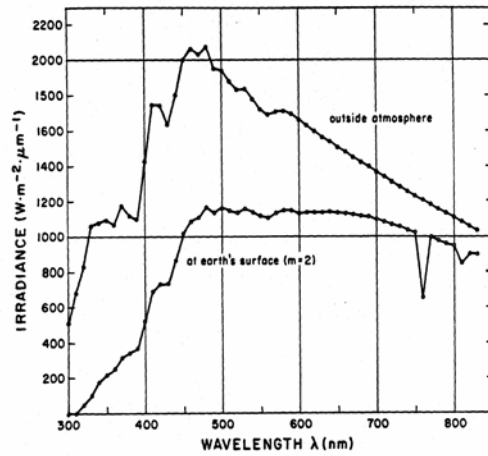


Fig. 1(1.2.1). NASA standard data of spectral irradiance ($\text{W}\cdot\text{m}^{-2}\cdot\mu\text{m}^{-1}$) for the solar disk measured outside the atmosphere (solid dots) and at the earth's surface at air mass 2 (open circles). Data points are those given in Table 1(1.2.1). Neighboring data points have been connected by straight lines for illustrative purposes only.

CS348B Lecture 4

Pat Hanrahan, 2004

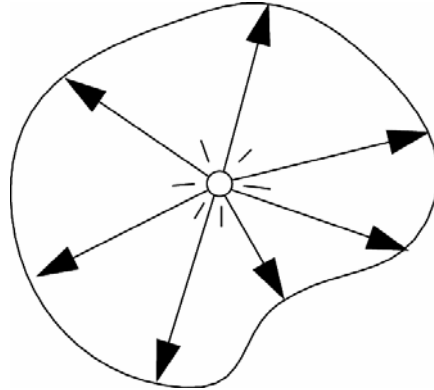
Radiant Intensity

Radiant Intensity

Definition: The *radiant (luminous) intensity* is the power per unit solid angle emanating from a point source.

$$I(\omega) \equiv \frac{d\Phi}{d\omega}$$

$$\left[\frac{W}{sr} \right] \left[\frac{lm}{sr} = cd = \text{candela} \right]$$



CS348B Lecture 4

Pat Hanrahan, 2004

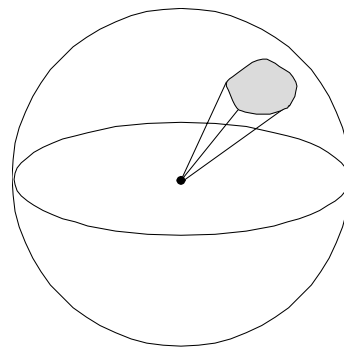
Angles and Solid Angles

■ **Angle** $\theta = \frac{l}{r}$

⇒ circle has 2π radians

■ **Solid angle** $\Omega = \frac{A}{R^2}$

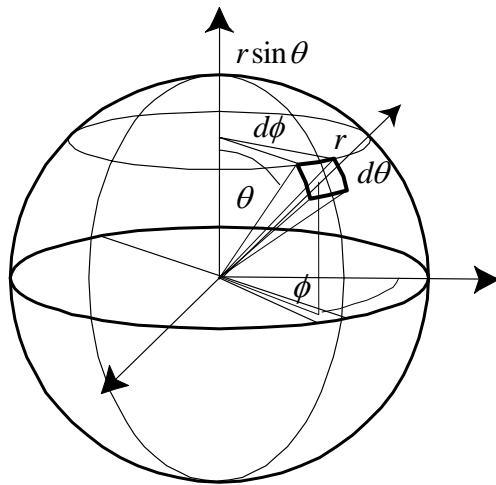
⇒ sphere has 4π steradians



CS348B Lecture 4

Pat Hanrahan, 2004

Differential Solid Angles



$$dA = (r d\theta)(r \sin \theta d\phi)$$

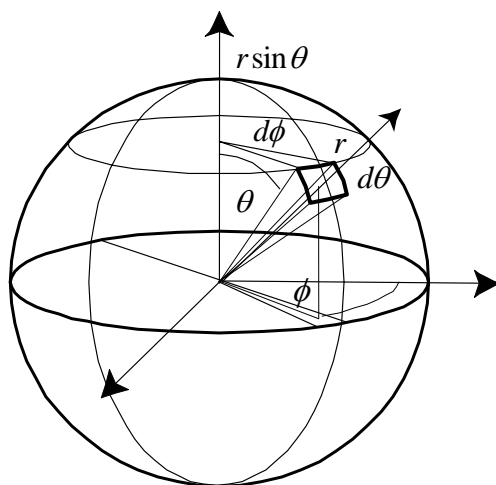
$$= r^2 \sin \theta d\theta d\phi$$

$$d\omega = \frac{dA}{r^2} = \sin \theta d\theta d\phi$$

CS348B Lecture 4

Pat Hanrahan, 2004

Differential Solid Angles



$$d\omega = \frac{dA}{r^2} = \sin \theta d\theta d\phi$$

$$\Omega = \int_{S^2} d\omega$$

$$= \int_0^\pi \int_0^{2\pi} \sin \theta d\theta d\phi$$

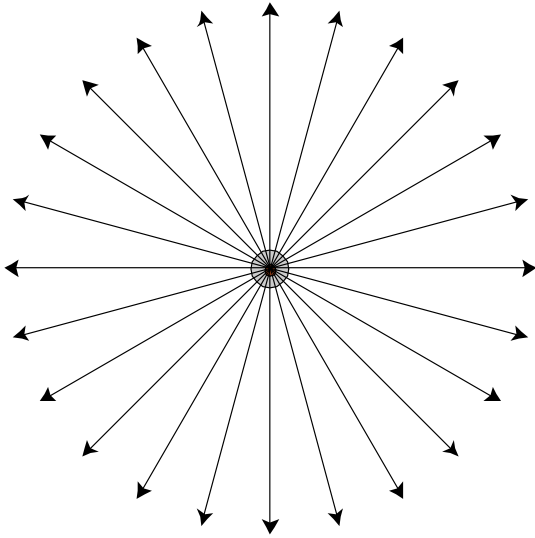
$$= \int_{-1}^1 \int_0^{2\pi} d\cos \theta d\phi$$

$$= 4\pi$$

CS348B Lecture 4

Pat Hanrahan, 2004

Isotropic Point Source



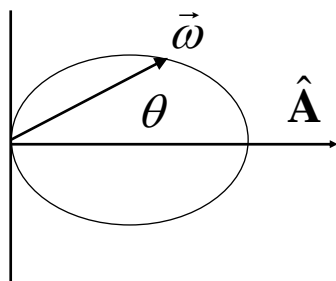
$$\begin{aligned}\Phi &= \int_{S^2} I d\omega \\ &= 4\pi I\end{aligned}$$

$$I = \frac{\Phi}{4\pi}$$

CS348B Lecture 4

Pat Hanrahan, 2004

Warn's Spotlight



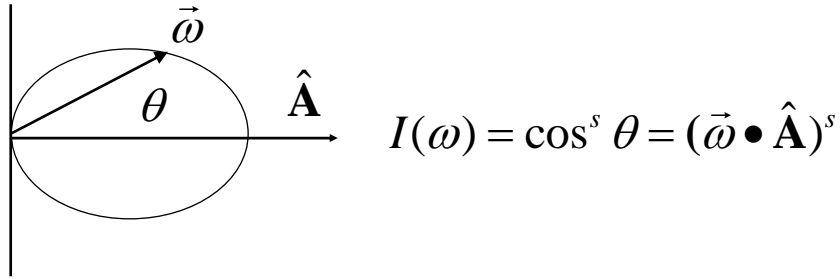
$$I(\omega) = \cos^s \theta = (\vec{\omega} \cdot \hat{A})^s$$

$$\Phi = \int_0^{2\pi} \int_0^1 I(\omega) d \cos \theta d\varphi$$

CS348B Lecture 4

Pat Hanrahan, 2004

Warn's Spotlight



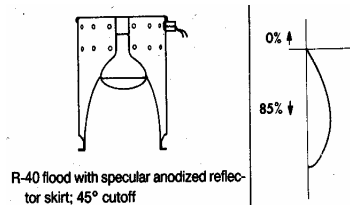
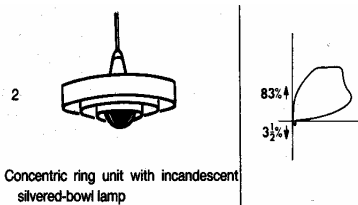
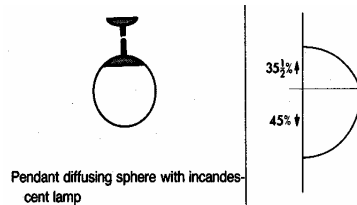
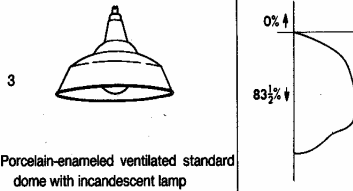
$$\Phi = \int_0^{2\pi} \int_0^1 I(\omega) d \cos \theta d\varphi = 2\pi \int_0^1 \cos^s \theta d \cos \theta = \frac{2\pi}{s+1}$$

$$I(\omega) = \Phi \frac{s+1}{2\pi} \cos^s \theta$$

CS348B Lecture 4

Pat Hanrahan, 2004


Light Source Goniometric Diagrams



CS348B Lecture 4

Pat Hanrahan, 2004

PIXAR Light Source



CS348B Lecture 4

```
UberLight( )
{
  Clip to near/far planes
  Clip to shape boundary
  foreach superelliptical blocker
    atten *= ...
  foreach cookie texture
    atten *= ...
  foreach slide texture
    color *= ...
  foreach noise texture
    atten, color *= ...
  foreach shadow map
    atten, color *= ...
  Calculate intensity fall-off
  Calculate beam distribution
}
```

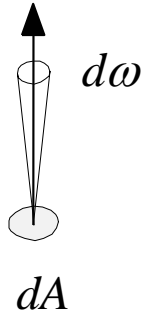
Pat Hanrahan, 2004

Radiance

Radiance

Definition: The surface *radiance* (*luminance*) is the intensity per unit area leaving a surface

$L(x, \omega)$



$$L(x, \omega) \equiv \frac{dI(x, \omega)}{dA}$$

$$= \frac{d^2\Phi(x, \omega)}{d\omega dA}$$

$$\left[\frac{W}{sr m^2} \right] \left[\frac{cd}{m^2} = \frac{lm}{sr m^2} = nit \right]$$

CS348B Lecture 4

Pat Hanrahan, 2004

Typical Values of Luminance [cd/m²]

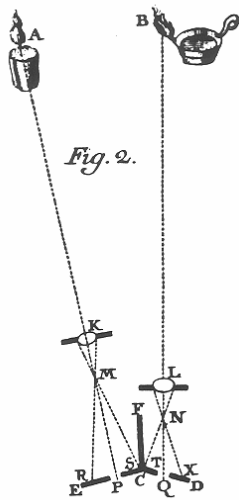
Surface of the sun	2,000,000,000 nit
Sunlight clouds	30,000
Clear day	3,000
Overcast day	300
Moon	0.03

CS348B Lecture 4

Pat Hanrahan, 2004

Irradiance

The Invention of Photometry



Bouguer's classic experiment

- Compare a light source and a candle
- Intensity is proportional to ratio of distances squared

Definition of a candela

- Originally a "standard" candle
- Currently 550 nm laser w/ 1/683 W/sr
- 1 of 6 fundamental SI units

Irradiance

Definition: The irradiance (illuminance) is the power per unit area incident on a surface.

$$E(x) \equiv \frac{d\Phi_i}{dA}$$

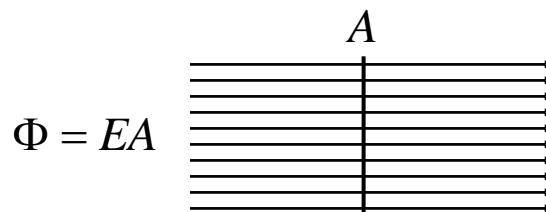
$$\left[\frac{W}{m^2} \right] \left[\frac{lm}{m^2} = lux \right]$$

Sometimes referred to as the radiant (luminous) incidence.

CS348B Lecture 4

Pat Hanrahan, 2004

Lambert's Cosine Law

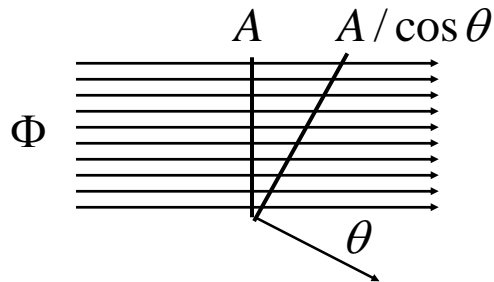


$$E = \frac{\Phi}{A}$$

CS348B Lecture 4

Pat Hanrahan, 2004

Lambert's Cosine Law

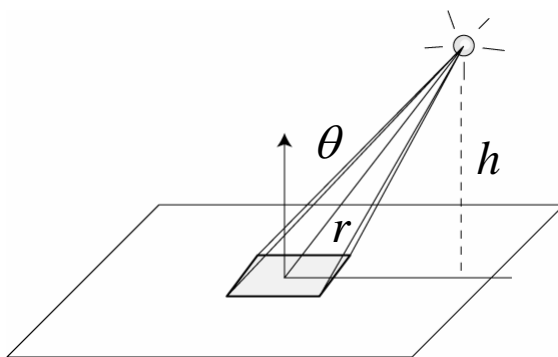


$$E = \frac{\Phi}{A/\cos\theta} = \frac{\Phi}{A} \cos\theta$$

CS348B Lecture 4

Pat Hanrahan, 2004

Irradiance: Isotropic Point Source

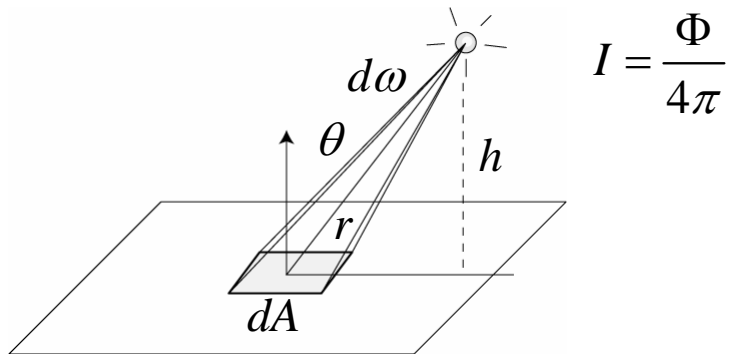


$$I = \frac{\Phi}{4\pi}$$

CS348B Lecture 4

Pat Hanrahan, 2004

Irradiance: Isotropic Point Source



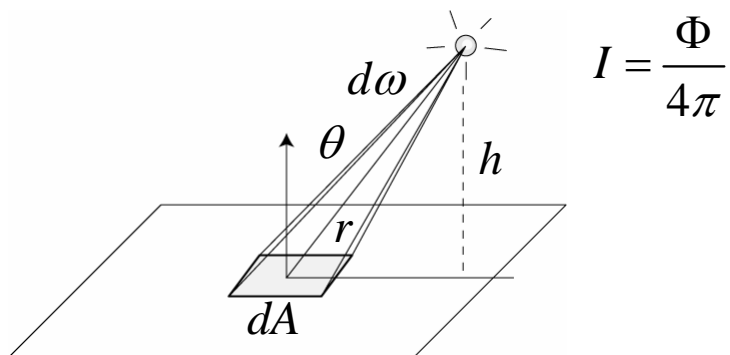
$$I = \frac{\Phi}{4\pi}$$

$$d\Phi = I d\omega = E dA$$

CS348B Lecture 4

Pat Hanrahan, 2004

Irradiance: Isotropic Point Source



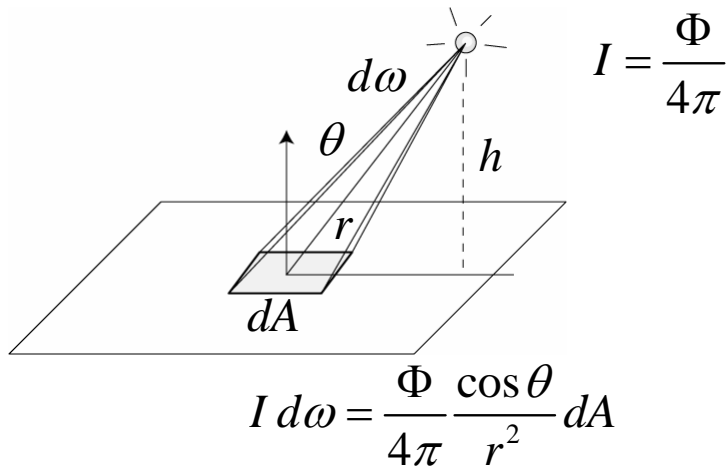
$$I = \frac{\Phi}{4\pi}$$

$$d\omega = \frac{\cos \theta}{r^2} dA$$

CS348B Lecture 4

Pat Hanrahan, 2004

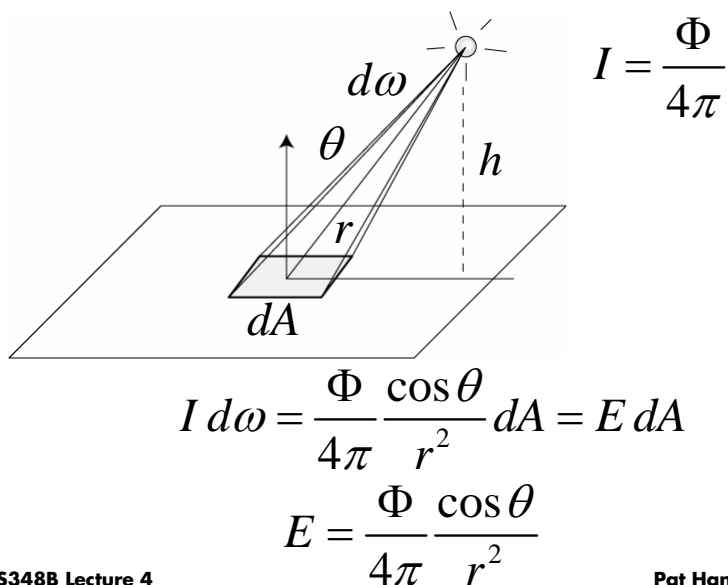
Irradiance: Isotropic Point Source



CS348B Lecture 4

Pat Hanrahan, 2004

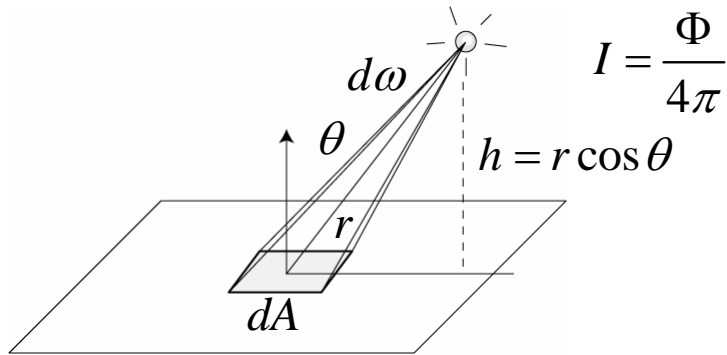
Irradiance: Isotropic Point Source



CS348B Lecture 4

Pat Hanrahan, 2004

Irradiance: Isotropic Point Source



$$I = \frac{\Phi}{4\pi}$$

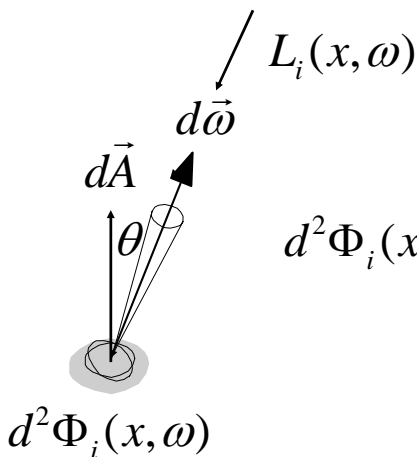
$$h = r \cos \theta$$

$$E = \frac{\Phi \cos \theta}{4\pi r^2} = \frac{\Phi \cos^3 \theta}{4\pi h^2}$$

CS348B Lecture 4

Pat Hanrahan, 2004

Directional Power Arriving at a Surface



$$d^2\Phi_i(x, \omega) = L_i(x, \omega) \cos \theta dA d\omega$$

$$= L_i(x, \omega) d\vec{A} \cdot d\vec{\omega}$$

$$d\vec{A} \cdot d\vec{\omega} = \cos \theta dA d\omega$$

CS348B Lecture 4

Pat Hanrahan, 2004

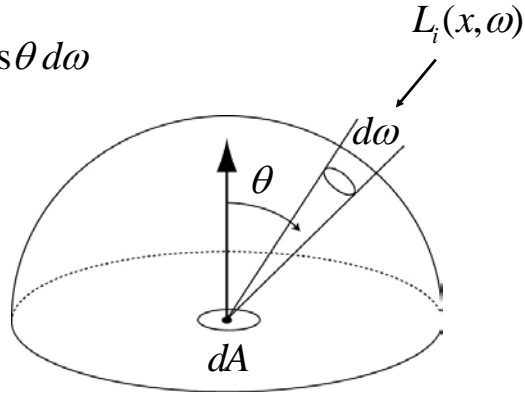
Irradiance from the Environment

$$d^2\Phi_i(x, \omega) = L_i(x, \omega) \cos \theta dA d\omega$$

$$dE(x, \omega) = L_i(x, \omega) \cos \theta d\omega$$



Light meter



$$E(x) = \int_{H^2} L_i(x, \omega) \cos \theta d\omega$$

CS348B Lecture 4

Pat Hanrahan, 2004

Typical Values of Illuminance [lm/m²]

Sunlight plus skylight	100,000 lux
Sunlight plus skylight (overcast)	10,000
Interior near window (daylight)	1,000
Artificial light (minimum)	100
Moonlight (full)	0.02
Starlight	0.0003

CS348B Lecture 4

Pat Hanrahan, 2004

The Sky Radiance Distribution



Plate 5-16. Fisheye view of clear sky at the South Pole. (Photographed by the author)



Plate 5-17. View of slightly hazy sky in Wisconsin. (Photographed by the author)

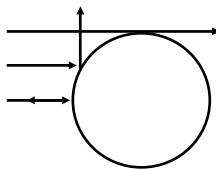
From Greenler, Rainbows, halos and glories

CS348B Lecture 4

Pat Hanrahan, 2004

Gazing Ball \Rightarrow Environment Maps

Miller and Hoffman, 1984




- **Photograph of mirror ball**
- **Maps all directions to a to circle**
- ***Reflection indexed by normal***
- **Resolution function of orientation**

CS348B Lecture 4

Pat Hanrahan, 2004

Environment Maps

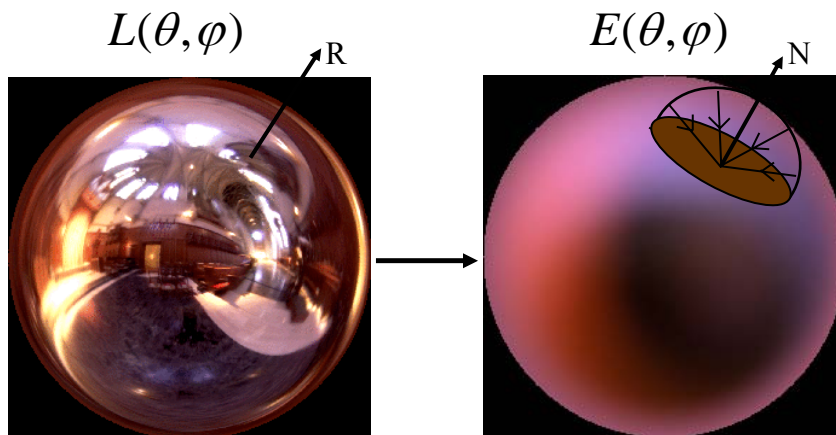


Interface, Chou and Williams (ca. 1985)

CS348B Lecture 4

Pat Hanrahan, 2004

Irradiance Environment Maps



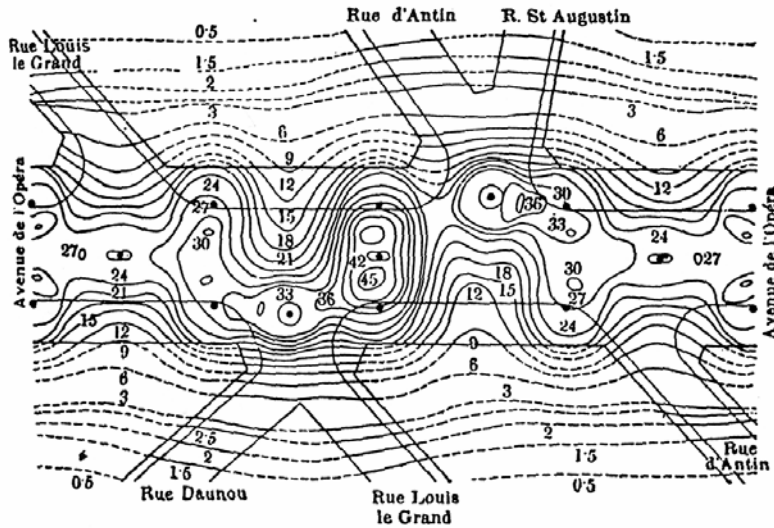
**Radiance
Environment Map**

**Irradiance
Environment Map**

CS348B Lecture 4

Pat Hanrahan, 2004

Irradiance Map or Light Map



Isolux contours

CS348B Lecture 4

Pat Hanrahan, 2004

Radiant Exitance (Radiosity)

Radiant Exitance

Definition: The *radiant (luminous) exitance* is the energy per unit area leaving a surface.

$$M(x) \equiv \frac{d\Phi_o}{dA}$$

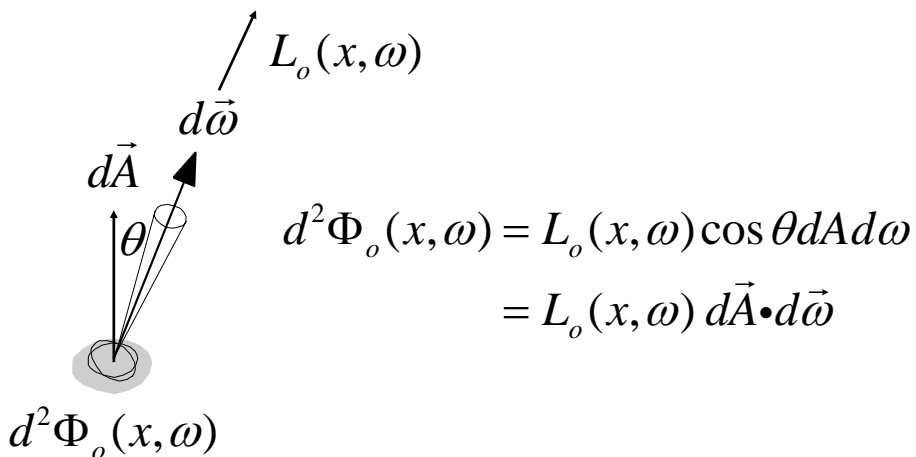
$$\left[\frac{W}{m^2} \right] \left[\frac{lm}{m^2} = lux \right]$$

In computer graphics, this quantity is often referred to as the *radiosity (B)*

CS348B Lecture 4

Pat Hanrahan, 2004

Directional Power Leaving a Surface



CS348B Lecture 4

Pat Hanrahan, 2004

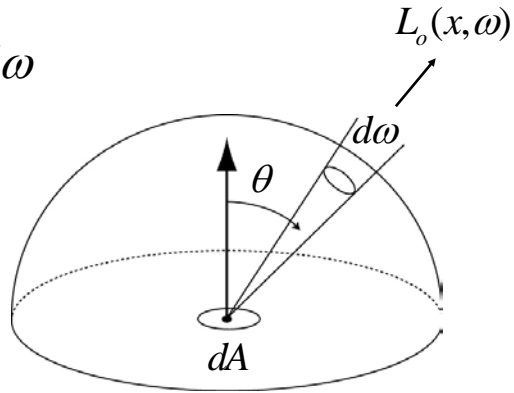
Uniform Diffuse Emitter

$$M = \int_{H^2} L_o \cos \theta d\omega$$

$$= L_o \int_{H^2} \cos \theta d\omega$$

$$= \pi L_o$$

$$L_o = \frac{M}{\pi}$$

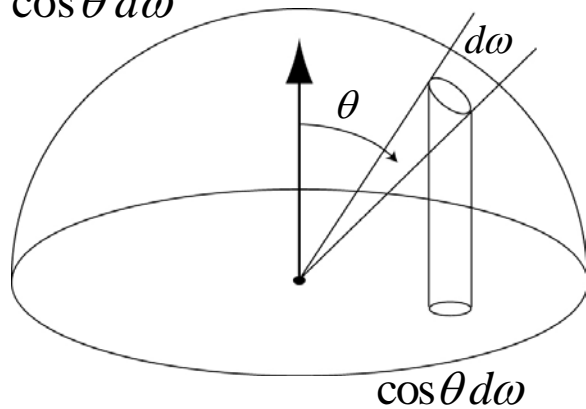


CS348B Lecture 4

Pat Hanrahan, 2004

Projected Solid Angle

$$\tilde{\Omega} \equiv \int_{\Omega} \cos \theta d\omega$$



$$\tilde{\Omega} = \int_{H^2} \cos \theta d\omega = \pi$$

CS348B Lecture 4

Pat Hanrahan, 2004

Radiometry and Photometry Summary

Radiometric and Photometric Terms

Physics	Radiometry	Photometry
Energy	Radiant Energy	Luminous Energy
Flux (Power)	Radiant Power	Luminous Power
Flux Density	Irradiance Radiosity	Illuminance Luminosity
Angular Flux Density	Radiance	Luminance
Intensity	Radiant Intensity	Luminous Intensity

Photometric Units

Photometry	Units		
	MKS	CGS	British
Luminous Energy	Talbot		
Luminous Power	Lumen		
Illuminance	Lux	Phot	Footcandle
Luminosity			
Luminance	Nit Apostilb, Blondel	Stilb Lambert	Footlambert
Luminous Intensity	Candela (Candle, Candlepower, Carcel, Hefner)		

“Thus one nit is one lux per steradian is one candela per square meter is one lumen per square meter per steradian. Got it?”, James Kajiya